

# ATOM™ CE HARNESS



**CE** EN 361, EN 358, EN 813

Our most comfortable and fully-featured harness, the ATOM incorporates years of expert feedback from technicians who spend long hours in a harness. The final product is a true workhorse that redefines how a harness should feel and delivers exceptional safety, mobility, and workflow efficiency. Our ATOM CE model is assembled in Europe, certified to EN standards, and readily available for our European customers.

## FEATURES

- Designed with versatile, low-profile components for technicians working on rope.
- Dual density foam padding with rolled edges provides optimal load distribution.
- Y-back construction and bridged front lift improve comfort & minimize pressure.
- Polyester web is supple, water repellent, UV resistant, and holds its fit when adjusted.
- Aluminum D-rings at the ventral, sternal, and dorsal attachment points keep the harness lightweight while fitting multiple connectors.
- Aluminum side D-rings stow away until needed for work positioning.
- Molded gear loops with cold resistant, polypropylene core to maintain shape.
- Braided tool loops on legs and waist for additional gear stowage and retrieval.
- Workseat attachment points at the waist compatible with CMC SkySaddle or similar.
- Lanyard parking loops with labels, flexible red braided sheath, and tear-away velcro.
- Multiple accessory attachment points allow stowing and organizing hardware & tools.
- Allows integration with various chest ascenders using CMC's Chest Ascender Kit.

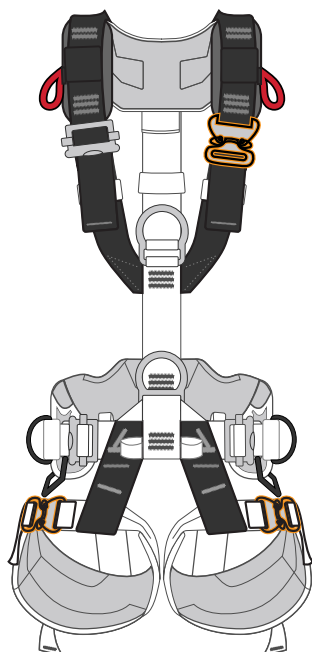


Size	Waist Circumference	Leg Loop Circumference
Small	66–81 cm (26–32 in)	51-91 cm (20-36 in)
Medium	81–107 cm (32–42 in)	51-91 cm (20-36 in)
Large	107–122 cm (42–48 in)	51-91 cm (20-36 in)

# ATOM™ CE HARNESS

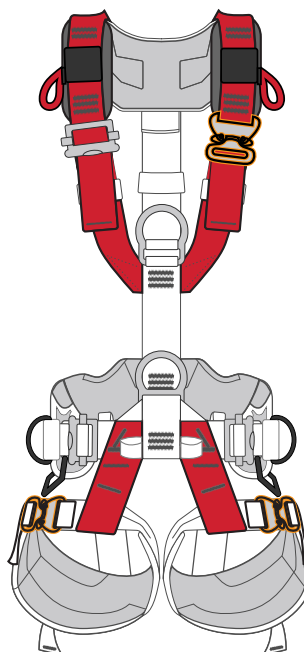


EN 361, EN 358, EN 813



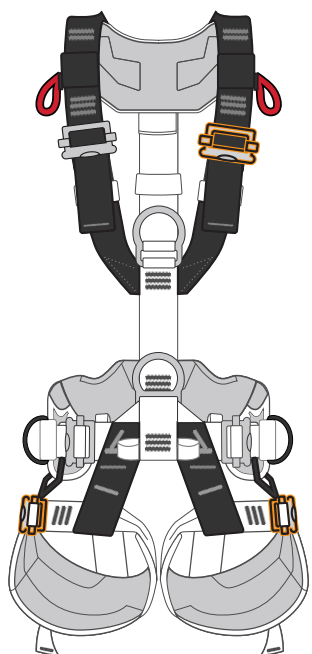
## ATOM CE QUICK, BLACK

Color	Black
Main Buckles	Quick Connect
Attachment Points	Aluminum D-Ring
Shoulder Pads	Included
Gear Loops	Molded
Tool Loops	Included
Chest Ascender	None
Weight Size Med	2.6 kg (5.7 lb)



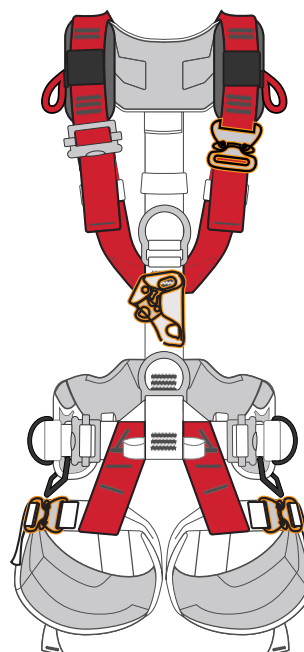
## ATOM CE QUICK, RED

Color	Red
Main Buckles	Quick Connect
Attachment Points	Aluminum D-Ring
Shoulder Pads	Included
Gear Loops	Molded
Tool Loops	Included
Chest Ascender	None
Weight Size Med	2.6 kg (5.7 lb)



## ATOM CE LITE

Color	Black
Main Buckles	Steel Adjuster
Attachment Points	Aluminum D-Ring
Shoulder Pads	None
Gear Loops	Molded
Tool Loops	Included
Chest Ascender	None
Weight Size Med	2.5 kg (5.5 lb)



## ATOM CE ASCENT

Color	Red
Main Buckles	Quick Connect
Attachment Points	Aluminum D-Ring
Shoulder Pads	Included
Gear Loops	Molded
Tool Loops	Included
Chest Ascender	Included
Weight Size Med	2.8 kg (6.2 lb)