

# ROPE RESCUE TRUCK CACHE™ KIT





ROPE RESCUE TRUCK CACHE KIT, 11 MM CLUTCH: Item #501137




ROPE RESCUE TRUCK CACHE KIT, 13 MM CLUTCH: Item #501138








This well-organized kit provides the hardware necessary for setting up a main and belay line. It includes gear for anchors, mechanical advantage, edge protection, and two of the CMC CLUTCH™ by Harken™ for efficient raising and smooth lowering. Innovative features of the CLUTCH make it ideal for technical rescues including the highly efficient ratcheting sheave, Anti-Panic brake, force limiting protection, smooth lowering, and integrated becket.



11 mm (7/16 in) and 13 mm (1/2 in) options available:

Product		Item #	Qty.
11 MM (7/16 IN)		11 MM (7/16 IN) CLUTCH	335011 2
13 MM (1/2 IN)		13 MM (1/2 IN) CLUTCH	335013 2

Product		Item #	Qty.
	TRUCK CACHE CASE	440541	1
	SCREW-LOCK PROSERIES CARABINER	300221	5
	1.5" PROSWIVEL SINGLE PULLEY, STAINLESS	300430	3

Product		Item #	Qty.
	1.5" PROSWIVEL DOUBLE PULLEY	300432	1
	1" TUBULAR WEB, RED	200103	2x 20'
	SL FASTLINK ANCHOR STRAP, MEDIUM	201073	2
	18" SEWN-LOOP 8 MM PRUSIK	293083	2
	ANCHOR STRAP SLEEVE, MEDIUM	294033	2
	EDGE PAD, XL	294019	1
	ULTRA PRO 4 EDGE PROTECTOR	294044	1