





**CMC Rescue, Inc.**  
6740 Cortona Drive  
Goleta, CA 93117, USA  
805-562-9120 / 800-235-5741  
cmcpro.com

ISO 9001 Certified  
© CMC Rescue, Inc. All rights reserved  
CMC and  are registered marks of CMC Rescue Inc.  
CMC Control No.: 200517-01IN01\_Rev00



# CMC™

## FIRE ESCAPE WEB



### WARNINGS

Activities involving the use of this device are potentially dangerous. You are responsible for your own actions and decisions. Before using this device, you must:

- Read and understand these user instructions, labels, and warnings.
- Familiarize yourself with its capabilities and limitations.
- Obtain specific training in its proper use.
- Understand and accept the risks involved.

**FAILURE TO HEED ANY OF THESE WARNINGS MAY RESULT IN SEVERE INJURY OR DEATH.**



MEETS THE FIRE ESCAPE WEBBING REQUIREMENTS OF NFPA 1983,  
INCORPORATED IN THE 2022 EDITION OF NFPA 2500.

- 200517-01, CMC FR WEBBING  
MINIMUM BREAKING STRENGTH: 26 kN  
PERIMETER: 30 MM  
TYPE OF FIBER(S): 99% TECHNORA® / 1% KEVLAR®

## USER INFORMATION

User Information shall be provided to the user of the product. NFPA Standard 1983, incorporated into the 2022 edition of NFPA 2500 recommends separating the User Information from the equipment and retaining the information in a permanent record. The standard also recommends making a copy of the User Information to keep with the equipment and that the information should be referred to before and after each use.

Additional information regarding life safety equipment can be found in NFPA 1500 and NFPA 1858 and NFPA 1983, incorporated in the 2022 edition of NFPA 2500.

## LIFESPAN / INSPECTION / RETIREMENT

The equipment has a lifespan of 10 years from the date of manufacture shown on the product label. The type of use, intensity of use, and environment of use are all factors in determining serviceability of the equipment. A single exceptional event can be cause for retirement after only one use, such as exposure to sharp edges, extreme temperatures, chemicals, or harsh environments. Any concerns about its safe use is cause for retirement. Remove retired equipment from service and destroy it to prevent further use.

A device must be retired when:

- It fails to pass inspection.
- It fails to function properly.
- It has illegible product labels or markings.
- It shows signs of damage or excessive wear.
- It has been subjected to shock loads, falls, or abnormal use.
- It has been exposed to harsh chemical reagents.
- It has an unknown usage history.
- You have any doubt as to its condition or reliability.
- When it becomes obsolete due to changes in legislation, standards, technique or incompatibility with other equipment.
- If used for emergency escape in the actual fire ground.
- If exposed to extreme heat or direct flame.

Inspect the equipment according to your department's policy for inspecting life safety equipment. CMC recommends a detailed inspection by a competent person at least once every 12 months depending on current regulations and conditions of use. Record the date, inspector name, and inspection results in the equipment log as well as any other relevant information to track the usage history.

Before each use, the user should:

- Confirm the equipment is functioning properly.
- Check webbing for cuts, worn or fuzzy areas, broken or frayed fibers, excessively soft or hard spots, discoloration, or melted fibers. Check the stitching for pulled threads, abrasion, or breaks.
- Check for the presence of dirt or foreign objects that can affect or prevent normal operation such as grit, sand, rocks, and debris.

During Each Use, the user should:

- Confirm all pieces of equipment in the system are correctly positioned with respect to each other.
- Monitor the condition of the equipment and its connections to other equipment in the system.
- Do not allow anything to interfere with the operation of the equipment or its components.
- Prevent foreign objects from interfering with moving parts.

## LIMITATIONS AND PROPER USE

NFPA 1983, incorporated in the 2022 edition of NFPA 2500 defines Fire Escape Webbing as "webbing dedicated solely for the purpose of supporting people during emergency self-escape (self-rescue) from an immediately hazardous environment involving fire or fire products". The minimum melting point for Fire Escape Webbing per the standard is 260C (500F).

Fire Escape Web should only be used with a life safety harness or escape belt. Protect the web from abrasion during storage and while carrying. During use, protect the web from any sharp or abrasive edges by padding the edges or rigging the web to avoid the edges.

- Elongation @ 1.35 kN (300 lbf): 0.6%
- Elongation @ 2.7 kN (600 lbf): 1.2%
- Elongation @ 4.4 kN (1,000 lbf): 1.6%

## CARRYING, MAINTENANCE & STORAGE

During all use, carrying, storage, and transport keep the equipment away from acids, alkalis, exhaust emissions, rust and strong chemicals. Do not expose the equipment to direct heat, flame, or high temperatures or other adverse environmental conditions. If the equipment becomes soiled, it can be washed in cold water with a mild detergent. Rinse thoroughly. Do not use a pressure washer. Air dry in temperatures between 10° C and 30° C. Do not dry the equipment in direct sunlight or using an automatic dryer. Lubricate moving parts as needed. During storage and transport, protect the equipment from heat, direct sunlight, moisture, chemicals, and external loads or impacts. Do not store where the equipment may be exposed to moist air, particularly where dissimilar metals are stored together. Consult with the manufacturer in case of any doubt.


## WARRANTY & REPAIRS

If your CMC product has a defect due to workmanship or materials, please contact CMC Customer Support at [info@cmcpro.com](mailto:info@cmcpro.com) for warranty information and service. CMC's warranty does not cover damages caused by improper care, improper use, alterations and modifications, accidental damage or the natural breakdown of material over extended use and time. All repair work shall be performed by the manufacturer. All other work or modifications void the warranty and releases CMC from all liability and responsibility as the manufacturer.

## SAMPLE INSPECTION AND MAINTENANCE LOG

The following sample log provides an example of the records that should be maintained by the purchaser or user of life safety equipment.

EQUIPMENT INSPECTION AND MAINTENANCE LOG			
Item _____ # _____		Date in Service _____	
Brand/Model _____		Strength _____	
Date	How Used or Maintained	Comments	Name

 Find the latest version of this manual at [cmcpro.com](http://cmcpro.com).