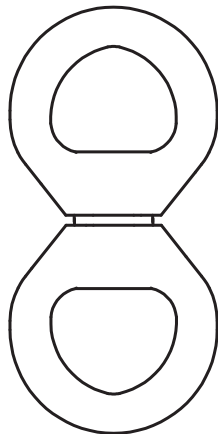




RESCUE & PROSERIES SWIVELS



THIS SWIVEL MEETS THE AUXILIARY EQUIPMENT REQUIREMENTS OF NFPA 1983, INCORPORATED IN THE 2022 EDITION OF NFPA 2500.

- 300701-01 PROSERIES SWIVEL - GENERAL USE (G) MBS 38 kN (8,543 lbf)
- 300721-01 RESCUE SWIVEL - GENERAL USE (G) MBS 36 kN (8,093 lbf)

⚠ WARNINGS

Activities involving the use of this device are potentially dangerous. You are responsible for your own actions and decisions. Before using this device, you must:

- Read and understand these user instructions, labels, and warnings.
- Familiarize yourself with its capabilities and limitations.
- Obtain specific training in its proper use.
- Understand and accept the risks involved.

FAILURE TO HEED ANY OF THESE WARNINGS MAY RESULT IN SEVERE INJURY OR DEATH.

USER INFORMATION

User Information shall be provided to the user of the product. NFPA Standard 1983, incorporated into the 2022 edition of NFPA 2500 recommends separating the User Information from the equipment and retaining the information in a permanent record. The standard also recommends making a copy of the User Information to keep with the equipment and that the information should be referred to before and after each use. Additional information regarding life safety equipment can be found in NFPA 1500 and NFPA 1858 and NFPA 1983, incorporated in the 2022 edition of NFPA 2500.

LIFESPAN / INSPECTION / RETIREMENT

CMC does not specify an expiration date for hardware because the service life depends greatly on how and where it is used. The type of use, intensity of use, and environment of use are all factors in determining serviceability of the equipment. A single exceptional event can be cause for retirement after only one use, such as exposure to sharp edges, extreme temperatures, chemicals, or harsh environments.

A device must be retired when:

- It fails to pass inspection.
- It fails to function properly.
- It has illegible product markings.
- It shows signs of damage or excessive wear.
- It has been subjected to shock loads, falls, or abnormal use.
- It has been exposed to harsh chemical reagents.
- It has an unknown usage history.
- You have any doubt as to its condition or reliability.
- When it becomes obsolete due to changes in legislation, standards, technique or incompatibility with other equipment.

Remove retired equipment from service and destroy it to prevent further use.

Inspect the equipment according to your department's policy for inspecting life safety equipment. CMC recommends a detailed inspection by a competent person at least once every 12 months depending on current regulations and conditions of use. Record the date, inspector name, and inspection results in the equipment log as well as any other relevant information to track the usage history.

Before each use, the user should:

- Confirm the device is functioning properly.
- Verify the presence and legibility of the product markings.
- Verify there is no excessive wear or indications of damage such as deformation, corrosion, sharp edges, cracks, or burrs. Minor nicks or sharp spots may be smoothed with emery cloth or similar.
- Check for the presence of dirt or foreign objects that can affect or prevent normal operation such as grit, sand, rocks, and debris.

During each use, the user should:

- Confirm all pieces of equipment in the system are correctly positioned with respect to each other.
- Monitor the condition of the device and its connections to other equipment in the system.
- Do not allow anything to interfere with the operation of the device or its components.
- Keep foreign objects out of the device.

LIMITATIONS AND PROPER USE

All swivel are designed to specific performance criteria. Be aware of load limitations, manner used, and proper technique. Do not overload a swivel. If you are not sure of proper application or technique, seek proper training. See below for additional product-specific guidance.

- Verify that the swivel rotates normally and the axle screw has not loosened.
- Make sure to use redundant systems. Slack must be kept out of the system.

- If the swivel is not observable or is not under constant tension, use closed rings (screw links, etc.) or loops (webbing, etc.).
- To prevent roll-out, use only locking carabiners. Do not allow ropes or objects to rub or twist the sleeve because this could unlock it. Vibration can also unlock a sleeve. Sleeves must be locked to achieve full strength.
- Swivel is for orientation only. Not for high speed or multi-rotation.
- Swivel must be free to align with the load, any restraint is dangerous. Do not allow any bending force on the swivel or it may break or break the connectors. Keep Swivel under tension in the system to avoid shifting into an incorrect position
- Do not use with steel cable or wire rope unless the wire rope manufacturer verifies such use is approved and that the cable/rope will not unwind during use.

CARRYING, MAINTENANCE & STORAGE

During all use, carrying, storage and transport keep the equipment away from acids, alkalis, rust and strong chemicals. Do not expose the equipment to direct heat, flame or high temperatures.

Clean equipment using clean fresh water to remove any dust or debris. Do not use a pressure washer for cleaning. If the equipment gets wet, remove excess moisture and allow to air dry at temperatures between 10° C and 30° C. Lubricate moving parts as needed.

During storage and transport, protect the equipment from heat, direct sunlight, moisture, chemicals, and external loads or impacts. Do not store where the equipment may be exposed to moist air, particularly where dissimilar metals are stored together.

WARRANTY & REPAIRS

If your CMC product has a defect due to workmanship or materials, please contact CMC Customer Support at info@cmcpro.com for warranty information and service.

CMC's warranty does not cover damages caused by improper care, improper use, alterations and modifications, accidental damage or the natural breakdown of material over extended use and time.


The equipment should not be modified in any way or altered to allow attachment of additional parts without the manufacturer's written recommendation. If original components are modified or removed from the product, its safety aspects may be restricted.

All repair work shall be performed by the manufacturer. All other work or modifications void the warranty and releases CMC from all liability and responsibility as the manufacturer.

SAMPLE INSPECTION AND MAINTENANCE LOG

The following sample log provides an example of the records that can be maintained by the purchaser or user.


EQUIPMENT INSPECTION AND MAINTENANCE LOG			
Item # _____		Date in Service _____	
Brand/Model _____		Strength _____	
Date	How Used or Maintained	Comments	Name

 Find the latest version of this manual at cmcpro.com.



CMC Rescue, Inc.
 6740 Cortona Drive
 Goleta, CA 93117, USA
 805-562-9120 / 800-235-5741
cmcpro.com

ISO 9001 Certified

© CMC Rescue, Inc. All rights reserved
 CMC and  are registered marks of CMC Rescue Inc.
 CMC Control No.: 3007X1-01IN01_Rev01